

MATERIALS AND ACCESSORIES

KONE MonoSpace® 500 DX, KONE MonoSpace® 700 DX
KONE MiniSpace™ DX, KONE TranSys™ DX Passenger



MATERIALS AND ACCESSORIES FOR ELEVATOR CAR INTERIORS

This catalog presents our full selection of elevator car interior materials and accessories.

All the options included in our offering are designed to be both visually appealing and functional. This catalog also includes accessories for ensuring compliance with elevator accessibility and vandal-resistance codes.

The materials and accessories presented in this catalog are available for KONE MonoSpace® 500 DX, KONE MonoSpace® 700 DX, KONE MiniSpace™ DX, and KONE TranSys™ DX Passenger.


Wall finishes	3
Glass and mirror combinations	4
Standard mirrors	5
Door finishes	5
Floor finishes	6
Ceilings	6
Handrails	7
Skirting	7
Buffer rails	7
Seats	7
Tenant directories and media screens	7

Whatever type of building you're developing, we have a solution to fit your design, budget, and building-use requirements.



BUILD SMARTER

Take advantage of our new planning tools to help you save time, make the right decisions, and plan your elevator car interior down to the very last detail.



KONE CAR DESIGNER

Check out our themed design directions or create your own unique car interior by combining materials, lighting, and accessories, then bring your vision to life with 3D modeling.

KONE CAR DESIGNER MOBILE APP

Bring your elevator car designs to life with immersive virtual, mixed, and augmented reality experiences to use in client showcases.

BUILD GREENER

Materials are compliant with LEED low-emitting materials, BREEAM indoor air quality and WELL material precondition requirements.

TRY OUR PLANNING TOOLS



NL



FR

www.kone.be/nl/tools-downloads/


www.kone.be/fr/outils-et-telechargement/

ATTRACTIVE, DURABLE WALL FINISHES

Our specialized anti-stain, anti-fingerprint coating helps keep colored stainless steel surfaces looking as good as new by preventing staining and making fingerprints less visible.


STEEL

PAINTED STEEL




P51 Misty Gray P62 Blue Reflection P63 Cottongrass White P64 Cement Green P65 Trusted Blue P66 Iron Stone Red PS9 Light Wood Printed steel

BRUSHED STAINLESS STEEL




A Acid Proof F Asturias Satin F1 * Asturias Satin F2 * Asturias Satin (Anti-fingerprint) CB Carbon Black (Anti-fingerprint) CG Copper Gold (Anti-fingerprint) SS1 Shangri-La Gold

ECO ETCHED STAINLESS STEEL




ES6 Silver Bamboo ES7 Sequency ES8 Polygon ES9 * Fabric ES10 Circulus

MIRROR-POLISHED STAINLESS STEEL




H Murano Mirror SS2 Vegas Gold

ZINC-COATED STEEL




Z Local paint or decorative panels

SATIN STEEL



SS7 Satin Steel (Anti-fingerprint)

TEXTURED STAINLESS STEEL



TS1 Flemish Linen K Scottish Quad


Note:
* Available only for KONE MonoSpace® 700 DX and KONE TranSys™ DX Passenger

Extended lead time

Our innovative new smart-surface laminates make it easier than ever to keep your elevator clean and looking its best, with a built-in antimicrobial surface and superb resistance to stains, abrasion, and scratches. Any small scratches on the surface can be “healed”.

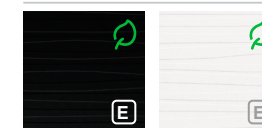
LAMINATE

SMART-SURFACE LAMINATE



L243 Ultimate Gray L244 Trusted Blue L245 Granite Gray

3D LAMINATE



L215 Aqua Black L216 Windwall White

METALLIC LAMINATE



L200 Oriental Gold

STANDARD LAMINATE

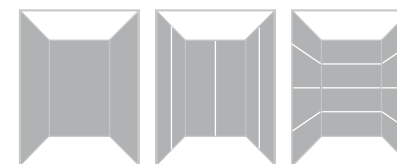


L209 Snowberry White L230 Beige L231 Blue Reflection L232 Lichen Green L233 Quartz Gray L234 Granite Gray

WOOD AND STONE-LIKE LAMINATE



L235 Whitenen Ash L236 Natural Oak L237 Grayed Oak L238 Warm Oak L239 Blackened Oak L240 Cool Gray L241 Warm Brown

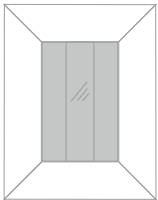


1 vertical panel per wall 2 vertical panels per wall 4 horizontal panels per wall

DECORATIVE GLASS AND MIRROR COMBINATIONS

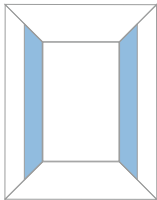
Complement your car design with decorative glass and mirror elements, including solid colors, digitally printed graphics, and colored mirrors.

Mirror or Deco-glass on wall C



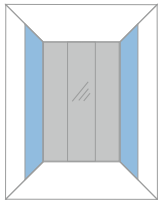
1
Full-glazed back wall

Mirrors in corners (walls B and D)



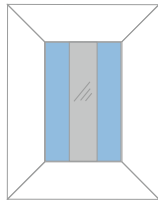
3
Mirrored back corners

Mirrors on walls B, D, and Deco-glass on wall C



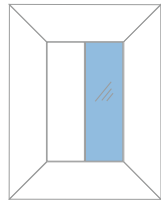
4
Mirrored back corners, glazed back wall

Mirror and Deco-glass on back wall (C) – 3 panels, 2 materials

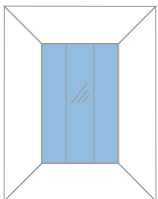


5
Centered full-height glazing

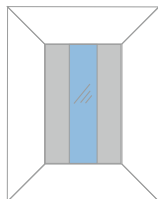
New mirror position in corner of back wall (C) on COP side



7
Offset mirror



2
Full-mirror back wall




6
Centered full-height mirror


Glass

Mirror


PAINTED GLASS




GP1
Satin Bronze




GP2
Satin Silver



GP3
Spring Yellow




GP4
Trusted Blue




GP5
Carbon Black

DIGITALLY PRINTED GLASS



GD1
Wide Illusion




GD2
Gradient Lichen

TRANSPARENT GLASS




TW1 *
Glass

WALL MIRROR



GM1
Light Silver



GM2
Dark Silver



Note:
Decorative glass only available for KONE MonoSpace® 500 DX and KONE MonoSpace® 700 DX. Decorative glass imposes some limitations on ceiling design and accessibility compliance.

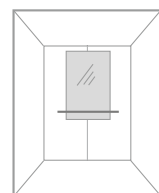
* Only available with fully transparent back wall; cannot be combined with mirror options.

 Extended lead time

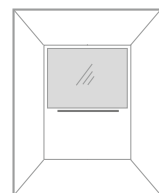
STANDARD MIRRORS

Mirrors are a great way to add a feeling of space and reflect key design elements inside the car.

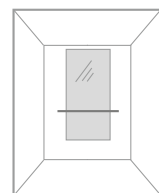
WALL MIRROR



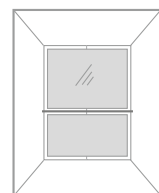
MR1
Partial width
Partial height



MR1
Full width
Partial height



MR1
Partial width
Mid height



MR1
Full width
Full height

WIDE ANGLE MIRROR

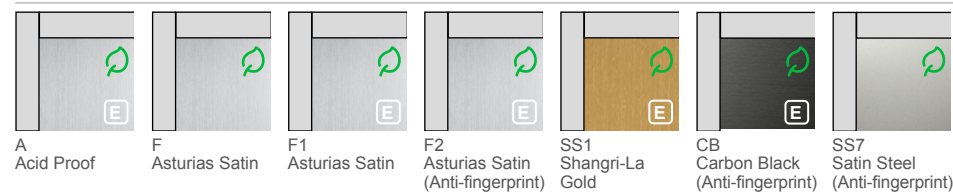


Wide Angle Mirror
compliant with
EN81-70

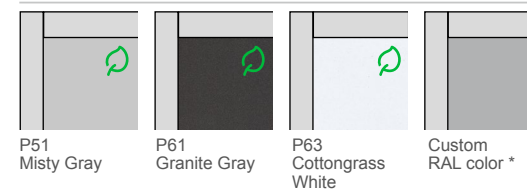
DOOR FINISHES

Create a seamless look and feel by matching the elevator door finish with the car interior and landing entrances.

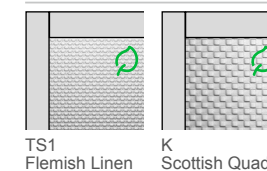
BRUSHED STAINLESS STEEL



PAINTED STEEL



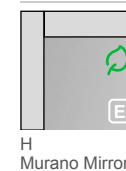
TEXTURED STEEL



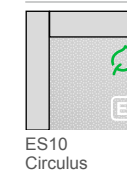
ZINC-COATED STEEL



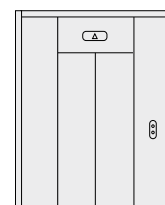
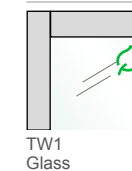
MIRROR POLISHED STAINLESS STEEL



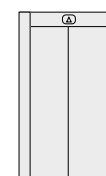
ETCHED STAINLESS STEEL



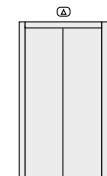
GLASS



Front



Frame



Narrow frame

Note:
Availability varies according to door type and product.
Finishings available for:
KES 100 base duty: TW1, F, SS1, K, TS1, Z, RALxx
KES 201 and KES 202 base duty: P51, P61, P63, F, K, TS1, Z
KES 600 mid duty: P51, P63, TW1, F, F1, H, SS1, K, TS1, CB, Z, RALxx
KES 800 high duty: All above finishes

Extended lead time

FLOORS


There are several flooring options to choose from, including composite stone for long-lasting durability even under heavy use.

RUBBER




RC30 Carbon Black RC31 Quartz Gray RC32 Beige Gray RC33 Granite Gray RC34 Accent Green

COMPOSITE STONE / CERAMIC




SF40 White Marble SF41 Beige Chalk SF42 Gray Granite

ECO-FLOOR




EF Natural Oak

STEEL



SS* Stainless steel ST* Chequered steel

METAL



AL Aluminium

LOCAL FLOORING



0 Raw surface for local finishing

Note:

* Not available for KONE MonoSpace® 500 DX

[E] Extended lead time

CEILINGINGS

Our extensive range of ceilings is complemented by attractive lighting suitable for different environments.

INTEGRATED CEILINGINGS



LF1/LF1V*
Finish: Cottongrass White (P63)
Asturias Satin (F)
Only for MonoSpace® DX 700



RL12
Finish: Cottongrass White (P63)
Asturias Satin (F)
Only for MonoSpace® DX 500



RL14
Finish: Cottongrass White (P63)
Asturias Satin (F)
Only for MonoSpace® DX 500

SUSPENDED CEILINGINGS



CL151 [E]
Finish: Murano Mirror (H)
Shangri-La Gold (SS1)
Lighting: LED panel



CL182 [E]
Finish: Cottongrass White (P63)
Asturias Satin (F)
Murano Mirror (H)
Shangri-La Gold (SS1)
Carbon Black (CB)
Lighting: LED spots & LED bar



CL195 [E]
Finish: Cottongrass White (P63)
Lighting: 3D design ceiling
LED spots & LED bar



CL196 [E]
Finish: Cottongrass White (P63)
Asturias Satin (F)
Murano Mirror (H)
Carbon Black (CB)
Lighting: LED spots & LED bar




CL80 / CL80V*
Finish: Cottongrass White (P63)
Asturias Satin (F)
Lighting: LED spots



CL80 FFL/FF
Finish: Cottongrass White (P63)
Asturias Satin (F)
Lighting: LED spots



CL81
Finish: Asturias Satin (F)
Carbon Black (CB) [E]
Lighting: LED spots (black)




CL82
Finish: Cottongrass White (P63)
Asturias Satin (F)
Murano Mirror (H) [E]
Lighting: Directed LED Spots
Colored spot reflector in white, yellow, or blue



CL96 / CL96V*
Finish: Cottongrass White (P63)
Asturias Satin (F)
Lighting: LED PCB



CL96 FFL/FF
Finish: Cottongrass White (P63)
Asturias Satin (F)
Lighting: LED PCB



CL109
Finish: Cottongrass White (P63)
Asturias Satin (F)
Lighting: LED PCB

Note:
* CL80V, CL96V, and LF1V available only in F Asturias Satin Brushed Stainless Steel

[E] Extended lead time

FINISHES




P63
Cottongrass White
Painted Steel



F
Asturias Satin
Brushed Stainless
Steel



H
Murano Mirror
Polished Stainless
Steel



CB
Carbon Black
Brushed
Stainless Steel
(Anti-fingerprint)



SS1
Shangri-La Gold
Brushed Stainless
Steel

ACCESSORIES

Add the finishing touches with our wide range of accessories, including handrails with an anti-microbial coating that improve elevator hygiene by helping to prevent the spread of germs.

HANDRAILS



HR61
F



HR65
F



HR34
LBE (black)



HR94
F
EN81-71 Cat 2 compliant
Only for MonoSpace® DX 700



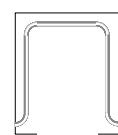
HR81-HR81TR
F, SS1, P70



HR71
WDO - Blackened Oak
with brushed stainless steel
fixings



HR64-HR64TR
F, SS1, P70,
EN81-70 compliant




H64 and HR81 available in
continuous version
(HR64TR and HR81TR)

FINISHES



F
Asturias Satin
Brushed
Stainless Steel




P70
Carbon Black
Brushed
Stainless Steel
(Anti-fingerprint,
Anti-microbial,
Anti-microscratch)



SS1
Shangri-La Gold
Brushed
Stainless Steel

SKIRTING



F - Asturias Satin
F1 - Asturias Satin *
A - Acid Proof *



SS1 - Shangri-La Gold



CB - Carbon Black
(Anti-fingerprint) **

Note:
Skirting is mandatory for
KONE MonoSpace® 700 DX and
KONE TranSys™ DX Passenger
In KONE MonoSpace® 500 DX skirting is mandatory with a
laminate wall or stone flooring.

* Only for KONE MonoSpace® 700 DX and
KONE TranSys™ DX Passenger
** Only for KONE MonoSpace® 500 DX with
standard car size

Extended lead time

BUFFER RAILS



BR2
TS - Flemish Linen




BR2
L236 - Natural Oak



BR2
L239 - Blackened Oak


SEATS



L234
Granite Gray

TENANT DIRECTORIES AND MEDIA SCREENS

TENANT DIRECTORIES



The tenant directory is completely customizable and can be easily updated according to your needs.

Directories can be installed either vertically or horizontally.

Sizes:



A4
TD3 *



A3
TD4 *

Materials:
Brushed stainless steel base
Tempered glass door
Brushed or polished aluminum

KONE MEDIASCREENS



15" LCD display
Surface mounted

Semi-flush mount available for
MonoSpace 700 DX

MediaScreens take the pain out of communicating with tenants and other users of buildings. The screens are installed on the elevator wall and come with the online KONE Information 300 service, a powerful and easy-to-use solution for sharing and scheduling content. Please ask your KONE representative for further details.

Extended lead time

KONE provides innovative and eco-efficient solutions for elevators, escalators, automatic building doors and the systems that integrate them with today's intelligent buildings.

We support our customers every step of the way; from design, manufacturing and installation to maintenance and modernization. KONE is a global leader in helping our customers manage the smooth flow of people and goods throughout their buildings.

Our commitment to customers is present in all KONE solutions. This makes us a reliable partner throughout the life cycle of the building. We challenge the conventional wisdom of the industry. We are fast, flexible, and we have a well-deserved reputation as a technology leader, with such innovations as KONE MonoSpace® DX, KONE NanoSpace™ and KONE UltraRope®.

KONE employs close to 57,000 dedicated experts to serve you globally and locally.

KONE BELGIUM & LUXEMBOURG

Belgium office

Koning Albert II-laan 4 bus 9
Boulevard Roi Albert II 4 boîte 9
1000 Brussels
Belgium
Tel. +32 730 92 11

www.kone.be

Luxembourg office

Rue du Commerce 18
3895 Foetz
Luxembourg
Tel. +352 455 16 01

www.kone.lu