FLEXIBLE DOOR SOLUTIONS FOR VARIOUS BUILDING TYPES

KONE automatic sliding doors

GENERAL INFORMATION ABOUT KONE SLIDING DOORS

KONE sliding doors provide smooth people flow in a wide variety of building types, from offices to retail environments and transit centers. There are automatic sliding door solutions for entrances as well as inside facilities.

CHECK ALSO OUR 'DESIGNING DOORS FOR YOUR BUILDING' HANDBOOK

WHY KONE?

- KONE understands the people flow needs of different building types, customers and end-users and offers a complete range of integrated people flow solutions: building doors, turnstiles, elevators and escalators
- By being continuously present in the building through comprehensive service, we know how the whole building is used during its life cycle

KEY BENEFITS OF KONE SLIDING DOORS

SAFETY

- Compliance with all relevant European standards (including EN16005)
- Multiple safety features

RELIABILITY

- Manufactured at KONE's own door factory in the Netherlands from durable materials
- Designed, tested, and supplied as complete systems

DESIGN

- Flexible design, wide range of visual options
- Customizable for each individual building
- Space-efficiency

SUSTAINABILITY

- Environmental Product Declarations (EPDs) available
- Eco-package for improved energy efficiency
- Reduce building energy losses

SLIDING DOORS TYPES

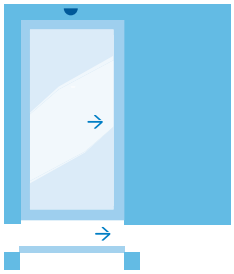

Single sliding door

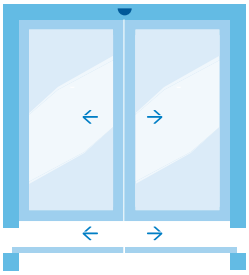

Double sliding door

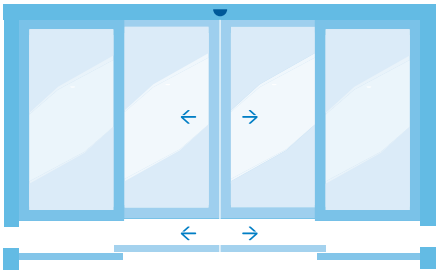

Double sliding door (with fixed panels)

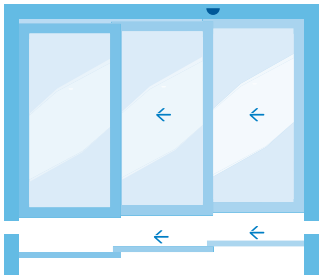

Single telescopic door

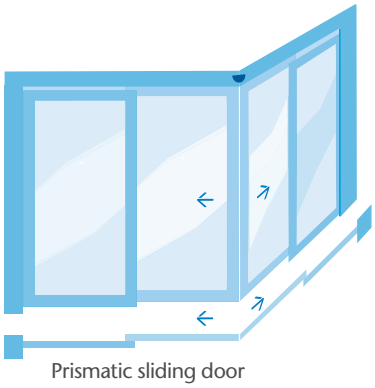

Prismatic sliding door

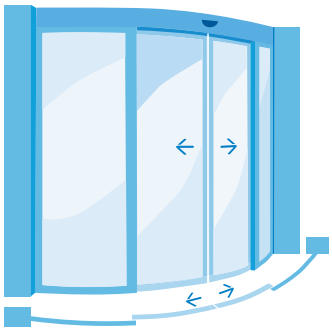

Curved sliding door

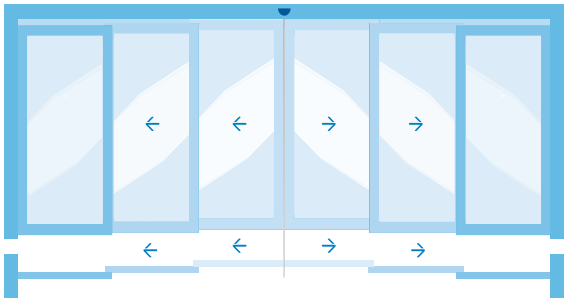

Double telescopic door

KONE SLIDING DOORS PRODUCT RANGE

GATEGORY	EXTERIOR		INTERIOR							FIRE
OPTION	INSULATED	ESCAPE ROUTE	STANDARD			COMPACT			GLASS	
CHARAC-TERISTICS	▪ For building entrances with medium to high traffic levels where the focus is on energy savings and security ▪ Thick profiles ▪ Durable aluminum construction and high thermal insulation ▪ Good sound-insulation properties ▪ RC2 class burglary resistance (EN 1627) ▪ Double or triple layer glazing	▪ Intelligent fail-safe systems ensures safe and reliable opening ▪ Complies with DIN18650-1 (Cat. 4 according to EN954 and SIL3 according to IEC61508)	▪ Suitable for the majority of external and internal building spaces			▪ Compact operator (with small dimensions) ▪ Tight, round and slim view			▪ Special profile ▪ Glass panel has square, straight brush sealing on all sides ▪ No bottom profile needed	▪ Fire protection (EI2-30) for demanding environments ▪ Constructed from steel filled with a proprietary fire-insulating material ▪ Tested according to EN 1634-1 and EN 13501-1 standards and classified according to EN 13501-1 ▪ High transparency: offers up to 4.6 m² of clear vision ▪ In case of fire alarm activation, door closes and remains closed
KONE DOOR NAME	**KONE Sliding Door 50**	**KONE Sliding Door 65**	**KONE Sliding Door 30** (various profile systems):			**KONE Sliding Door 70**			**KONE Sliding Door 100**	**KONE Sliding Door 80**
			20S (slim)	35S (standard)	50S (robust)	20S (slim)	35S (standard)	50S (robust)		
TYPE	Single*, double*	Single*, double*	Single*, double*	Single*, double* , prismatic, telescopic	Single*, double*	Single*, double*			Single*, double*	Single*, double*

* Available with or without fixed panels

FEATURES

- Different profile systems – full glass, slim, standard, robust aluminum
- Different door types – single and double, telescopic, prismatic, and curved
- Number of leaves – 1-, 2-, 3-, 4- and 6-leaf doors available
- Wide variety of safety features, including manual switches, motion sensors, safety screen and access control integration

QUALITY AND SERVICE

KONE door solutions are developed from quality materials based on expertise achieved during 35 years. These doors meet the latest European norms and regulations (CE marking), additionally they are TÜV approved.

KONE also offers a complete service and maintenance program for the needs of your business. In order to minimize downtime, all spare parts needed are available from our web-store and will be dispatched usually within 24 hours. The KONE Care Center is available 24/7 to provide door maintenance and repair services.

Engineering and manufacturing units are certified according to ISO 9001:2000 quality management system and ISO 14001 environmental management system.

DOOR OPTIONS

- Fire resistant
- Burglar-proof: door for environments where there is a high risk of burglary or vandalism
- Energy saving (Eco Drive): reduces warm or cold air loss and temperature oscillations in the building, has automatic adjustment of the opening width based on outside temperature and people flow
- Insulated: thick and robust profile for excellent weather protection, can be combined with energy saving options
- Escape route: an intelligent fail-safe system for emergency situation and escape route doors ensures the safe and reliable opening of the door in all circumstances because of the redundant system with double motor and controllers. Door fulfills the demands for escape route doors as described in DIN18650-1 (tested for minimum 1 million cycles) with a performance level* according to EN 13849-1:
  - Performance level C:
    Standard sliding door
  - Performance level D:
    Escape route and fire-resistant sliding doors

* Performance level - a measure of the reliability of a safety function, determined as an average probability of a dangerous failure per hour:
Performance level C: > 10 -6 to < 3.0 *10-6
Performance level D: > 10-7 to < 10-6

INTELLIGENT SLIDING DOOR OPERATORS

KONE sliding doors feature a powerful, fully automatic operators, suitable for wide range of door types and options. They can be adjusted for the demands of many environments.

KONE offers two versions of door operators: the KONE UniDrive® operator and the KONE UniDrive® Compact operator for sliding doors.

KONE UniDrive® allows the door's operation to be highly customized from the most basic operational settings to the most advanced. This intelligent door operators can collect and store information and its software includes self-diagnostic capabilities. The operator is for more heavy duty environments and have been tested for 1 million cycles.

The door operators are also equipped with safety features such as reverse opening, if an obstruction is in the way of the opening or closing cycle.

The KONE UniDrive® Compact provides slim design and space efficiency, reducing the need of headroom above the door. This enables a better aesthetic appearance, since the door operator discreetly blends in with the building décor.

	KONE UNIDRIVE® OPERATOR FOR SLIDING DOORS	KONE UNIDRIVE® COMPACT OPERATOR FOR SLIDING DOORS
Application	For single, double, telescopic (2-3-4 or 6 leaves), prismatic and curved doors	For single and double sliding doors
Supply voltage	230 VAC, 50/60 Hz, 2 A, 1 Phase	230 VAC, 50/60 Hz, 2 A, 1 Phase
Nominal power consumption	80 VA	80 VA
Dimensions operator (height x depth)	185 x 161 mm	Max. 130 x 133 mm
Door weight	Max. 1 x 180 kg, 2 x 120 kg for double door Option: 1 x 270 kg, 2 x 180 kg	Max. 1 x 100 kg for single door 2 x 80 kg for double door
Door width	Depends on the application and door width (max. 5000 mm)	Max. 2 x 1000 mm for double door and 1 x 1500 mm for single door
Options	Fire resistant, burglar proof, escape route options	

KONE wireless push buttons can be integrated with KONE sliding door solutions

TECHNICAL SPECIFICATION

CONSTRUCTION

Durable aluminum rail 160 mm high with a control unit, motor and carriers.

OPERATING MODES

- Manually operated activators (push buttons and switches)
- Motion detectors
- Safety sensors
- Remote control
- Entrance control system
- Electronic program switch with LED display (optional)
- Wireless program switch

PROGRAM SWITCH FUNCTIONS

- Automatic open & close
- Reduced opening width
- Sequence opening
- Reset functions
- Maintenance indicator to notify when door has reached programmed number of cycles
- Key switch with Euro cylinder to lock the program switch to prevent unauthorized use (optional)

LOCKING

- Electronic lock activated by the program switch. LED indication on the program switch shows locked positions (red LEDs)*
- Two types of optional battery backups can be supplied:
  - for one-time door opening in case of power cut
  - for performing of all door functionalities during 30 min.
- Mechanical lock; hook or bar lock with key use in door leaf (optional)
- Night switch for opening the door 1 time (key switch outside or push button inside) when door is electronically locked. After closing the door the electronic lock is activated again (optional)

SAFETY FEATURES

- Electronic safety reverse (highly sensitive reverse settings in both open and close directions)
- Finger trap safety (adjustable to avoid accidental finger trap) photo cell safety (mounted in door opening, control unit tests during every door cycle)
- Door speed safety (automatically adjusted based on door weight and resistance)
- Power failure (all settings are stored in case of power failure)
- Mechanical safety screen (prevents people or objects from being struck by a moving door panel)

FIRE ALARM FUNCTIONS (OPTIONAL)

- Standard function is 'Door closes' while the photocell is switched off and the radar sensor remains active
- Door closes and manual operation
- Special programming

* Not on wireless program switch functions

	STANDARD	OPTION
Drive type	Electromechanical sliding door drive	–
Line power	230V, 50 Hz, 2 Amp, 1 Phase	Battery pack: one 12V/0.8 Ah battery for one time opening Battery unit: 3 batteries of 12V/0.8Ah, all functionalities (limited time)
Power consumption	80 W	
Basic unit	With a DC motor in rubber buffer and adjustable tooth belt	
Control unit	Computerized self monitoring unit	
Programmable door speed, time & width	Available (only for KONE UniDrive)	
Door weight	Single: 180 kg (max.) Double: 2 x 120 kg (max.)	Single: 270 kg (max.) Double: 2 x 180 kg (max.)
Cover	Aluminum design	Silver anodized, mill finish or coated in RAL color
Suspension system	Two 3D adjustable carriers per door leaf	
External connections	4 programmable inputs, 1 programmable output	Additional 4 inputs and 4 outputs
Carriers	Steel carriers with synthetic rollers (smooth & noiseless running). Max. load: 60 kg/carrier	
Radars & sensors		1 and 2 way radar detectors, infrared motion detectors, safety sensors, photo cells (4 max.)

KONE SLIDING DOOR ECO DRIVE (optional)	
Application	To reduce warm or cold air losses and reduce temperature oscillations in building, allowing energy savings
Model	▪ Single and double sliding door ▪ Option: sequence door/air lock
Opening width (OW)	Automatic opening width based on outside temperature and people flow
Construction	UniDrive control unit with ECO software module
Eco module	▪ Control program in connection with temperature sensor and control of the door ▪ Provides automatic switching to reduce opening, sequence opening, reduce open time ▪ Opening width of the entrance is automatically increased at times of higher people flow ▪ Option: Control unit extension with wind speed meter for optimum performance
	Optional to connect for automatic regulation of the air flow

KONE SLIDING DOOR PROFILES

KONE offers various types of door profile systems to suit your building design:

- **20S** slim aluminum
- **35S** standard aluminum
- **50S** robust aluminum
- Full glass, **65S** insulated, fire

The design of the profiles provides an aesthetically pleasing view of the door and fixed panel. The 20S is a slim profile for 10 or 12 mm toughened glass. The 35S door profile can be used in many places for in- and outside doors, and the profile is suitable for various glass types with a maximum thickness of 22 mm. For external doors and areas, where thermal insulation is not a priority, the robust 50S profile provide elegance and compatibility with wider range of dimensions than standard 35S profiles.

PROFILE SYSTEM

KONE DOOR NAME	KONE SLIDING DOOR 30		
Profile type	20S	35S	50S
Design	Tight, round and slim view	Tight, round and slim view	Robust
Material	Aluminum AlMgSi 0.5 (22), DIN 1725, Dimensions DIN 1748	Aluminum AlMgSi 0.5 (606027F22), DIN 1725, Dimensions DIN 17615	Traditional aluminum profile, Aluminum EN AW-6060 T66, Dimensions EN 12020-2
Application	Single, double and telescopic doors*	Single, double, telescopic and prismatic doors*	Single and double doors*
Glass	Toughened glass	Laminated, isolated and toughened glass	Laminated and isolated glass
Glass thickness (mm)	10 or 12	8 - 20	10, 21 or 34
Vertical profile width (mm)	22	35	78
Horizontal profile width top (mm)	70	50	78
Horizontal profile width bottom (mm)	70	70	142
Profile thickness (mm)	24	31	50
Opening width single door (mm/max)	1400	950 – 1250	1350
Opening width double door (mm/max)	2200	1800 – 2500	2300
Opening height (mm/max)	2300 * 10 / 2500 * 12	2200 – 2300**	2900
Midrail in panels	No	Yes	Yes

* Available with or without fixed panels ** Depending on glass type *** All values are in mm

Insulated 65S profile is the best for building entrances. Special profile for fire doors is also available. The full glass profile offers a solution with very thin finishing. In addition to our own profile systems, we can also supply doors with various types of aluminum profiles, glass, steel, wood and fire-resistant materials.

FIND SUITABLE SLIDING DOOR SOLUTIONS FOR YOUR BUILDING USING KONE DOORS TOOLBOX
http://doorstoolbox.kone.com

TECHNICAL SPECIFICATION***

KONE SLIDING DOOR 50	KONE SLIDING DOOR 70		KONE SLIDING DOOR 80	KONE SLIDING DOOR 100
65S	20S	35S	Fire	Full Glass
Insulated	Tight, round and slim view	Tight, round and slim view	Slim view	Slim view
Insulated aluminum with thermal break	Aluminum DIN 1725, Dimensions DIN 1748	Aluminum DIN 1725, Dimensions DIN 17615	Steel	Aluminum AlMgSi 0.5 (22), DIN 1725, Dimensions DIN 1748
Single and double doors	Single, double doors*	Single, double, telescopic and prismatic doors*	Single and double doors	Single and double doors*
Double or triple layer glazing	Toughened glass	Laminated, isolated and toughened glass	Fire resistance glass, contraflam EI30	Toughened glass
Insulated double glass, 29 Insulated triple glass, 48	10 or 12	8 - 20	16	10 or 12
68	22	35	72.5	20
68	70	50	72.5	70
142	70	70	95	-
65	24	31	65	16
800 – 1750	1400	950 – 1250**	800 – 1750	1400
800 – 2250	2000	1800 – 2000**	800 – 2000	2200
2000 – 2600	2300	2200 – 2300**	2000 – 2300	2200 * 10/ 2400 * 12
No	No	Yes	Yes	No

KONE STANDARD SLIDING DOORS

KONE SLIDING DOOR 30

KONE Sliding Door 30 is suitable for most external and internal building spaces. Availability of different profile systems, allows diverse applications in many buildings. These sliding doors can vary on the configuration depending on the chosen profile – from single and double to curved, prismatic and telescopic types.

Check Environmental Product Declaration for KONE Sliding Door 30 on http://ibu-epd.com/en/epd-program/published-epds/

KEY BENEFITS OF STANDARD SLIDING DOORS

- Comply with standards regarding safety, durability and flexibility
- Suitable for many different types of buildings
- Equipped with an intelligent control system that is easily adjusted for many different environments
- Space-efficient
- Smooth installation
- Several features to guarantee the safety of users
- Produced from durable materials, ensuring reliable operation even in demanding environment
- Reduce building energy losses
- Flexible design with wide range of visual options
- Customizable for each individual building

KONE Sliding Door 30, telescopic, single

KONE Sliding Door 30, double

ADDITIONAL INFORMATION ON KONE SLIDING DOOR 30 WITH 35S PROFILE		MAXIMUM OPENING WIDTH	
		MAXIMUM WIDTH x HEIGHT	MAXIMUM WIDTH x HEIGHT
GLASS TYPE	GLASS THICKNESS (MM)	SINGLE DOOR (MM)	DOUBLE DOOR (MM)
Laminated glass 4.4.2	8	950 x 2200	1800 x 2200
Laminated glass 5.5.2	10	950 x 2200	1800 x 2200
Laminated glass 5.5.2 + double vertical profile*	10	1000 x 2200	2000 x 2200
Laminated isolated glass 3.3.1 - 7 - 3.3.1	20	2200 x 2200/1900 x 2500	1100 x 2200/950 x 2500
Toughened glass 10 mm	10	1000 x 2300	2000 x 2300
Toughened glass 12 mm	12	1250 x 2500	2500 x 2500

* With extra vertical profile (profile on behalf of pin head lock) on both sides of the door leaf
For all glass types; safety glass with beveled edges.

An additional bottom support profile is necessary when:
- Opening width of a single door is > 1000 mm
- Opening width of a double door is > 2000 mm
- Opening width of other glazing is is > 900 mm (single door) or > 1800 mm (double door)

KONE SLIDING DOOR 70, COMPACT

KONE Sliding Door 70 features small size compact operator.

KONE Sliding Door 70

ADDITIONAL INFORMATION ON KONE SLIDING DOOR 70		MAXIMUM OPENING WIDTH	
		MAXIMUM WIDTH x HEIGHT	MAXIMUM WIDTH x HEIGHT
GLASS TYPE	GLASS THICKNESS (MM)	SINGLE DOOR (MM)	DOUBLE DOOR (MM)
Laminated glass 4.4.2	8	950 x 2200	1800 x 2200
Laminated glass 5.5.2	10	950 x 2200	1800 x 2200
Laminated glass 5.5.2 + double vertical profile*	10	1000 x 2200	2000 x 2200
Laminated isolated glass 3.3.1 - 7 - 3.3.1	20	1100 x 2200/950 x 2300	2200 x 2200/1900 x 2300
Toughened glass 10 mm	10	1000 x 2300	2000 x 2300
Toughened glass 12 mm	12	1250 x 2300	2000 x 2300

* With extra vertical profile (profile on behalf of pin head lock) on both sides of the door leaf
For all glass types; safety glass with beveled edges.

An additional bottom support profile is necessary when:
- Opening width of a single door is > 1000 mm
- Opening width of a double door is > 2000 mm
- Opening width of other glazing is is > 900 mm (single door) or > 1800 mm (double door)

KONE SLIDING DOOR 100, GLASS

KONE Sliding Door 100 (full glass) is a door with very thin profile, suitable for applications, which demand maximum transparency.

KONE Sliding Door 100

ADDITIONAL INFORMATION ON KONE SLIDING DOOR 100		
OPERATOR TYPE	KONE UNIDRIVE® COMPACT	KONE UNIDRIVE®
Operation dimensions (mm)	133 x 133	185 x 161
Maximum clear opening height (mm)	2200 (10 mm glass thickness) 2300 (12 mm glass thickness)	2200 (10 mm glass thickness) 2400 (12 mm glass thickness)
Maximum clear opening width (mm)		
Single door	1400	1400
Double door	2000	2000

INSULATED SLIDING DOOR

KONE SLIDING DOOR 50

KONE Sliding Door 50 is an insulated automatic sliding door designed for building entrances with medium to high traffic level. It is ideal for ensuring smooth people flow in busy environments, such as retail centers, hotel lobbies, office buildings, and medical facilities. The extremely hardwearing profile provides excellent protection against weather, thermal losses, and external noise disturbance, while the modern design will enhance the appeal of any building entrance.

ROBUST AND SECURE

The thick, robust profiles provides excellent weather protection and ensure smooth, reliable long-term operation – even under the most demanding usage conditions. The durable aluminum construction and high thermal insulation shields the building interior from freezing temperatures and harsh weather conditions.

MAXIMUM COMFORT AND EFFICIENCY

A properly insulated, eco-efficient entrance door improves building energy efficiency by minimizing heating and cooling losses and increases comfort in the lobby by minimizing disturbance from external noise.

Check Environmental Product Declaration for KONE Sliding Door 50 on http://ibu-epd.com/en/epd-program/published-epds/ !

THE KONE INSULATED SLIDING DOOR FEATURES:

1. Thick, robust profiles with multi-layered glass with argon filling
2. Thermal break to minimize thermal flow through door profiles
3. Seamless closing with rubber/gaskets at the closing edge and brushes around the door to protect against draft
4. Optional eco package for improved energy efficiency

Thanks to its highly effective insulation, the KONE insulated sliding door can achieve a U-value* as low as 1.1 W/m2K.

* U-value is a measurement of heat transfer through a building material. The lower the value, the more energy efficient the building component is.

U VALUE FACADE (mm)				
	3700 x 2300	4800 x 2600	5100 x 2600	5850 x 2600
Double glass (U value 1.1)	1.75	1.70	1.68	1.56
Triple glass (U value 0.6)	1.36	1.25	1.22	1.13

SAFE ACCESS AND MAXIMUM SECURITY

KONE Sliding Door 50 is delivered with the latest sensors technology that provides the highest safety for all users. Sensors ensure that the door opens smoothly and in good time as people approach, and remains open whenever a person or object is detected in the surrounding area. For enhanced security, the door can be equipped with additional manual hook locks.

- Fully compliant with EN 16005 regulations on safety in use of power operated pedestrian doors
- Sensors detect both movement and presence, ensuring safe operation
- Can be integrated with KONE Access building access solution
- Locks can be integrated to the profile system to secure the RC2 burglar resistance requirements

A DESIGN FOR LIFE

It is easy to specify a door that blends seamlessly with the rest of your building. We offer a wide range of finishes, including stylish anodized silver and durable milled steel powder-coated to the full range of RAL colours.

SLIDING DOOR FOR ALL SEASONS

Suitable for all public and commercial buildings where stability (heavy use), security, convenience, energy investment, and image are very important.

The door is tested and certified by SKG Notify Body in Netherlands according to European standards*.

- Low air permeability ❯ Class PPD0 (< 150 Pa)
- High watertightness ❯ Class 3A (100 Pa)
- High wind resistance ❯ PDD 500 (500 Pa)
- Optional burglar resistance ❯ Class RC2

* Air permeability : EN 12207, EN 16361
Watertightness : EN 12208, EN 16361
Resistance to wind: EN 12210, EN 16361
Burglary resistance: EN 1627



High quality door profiles include a thermal break which minimizes thermal flow.

PRODUCT FEATURES	
Environment	Building entrance
Usage level	High
Motor/Operator	KONE UniDrive®
Door type	1 or 2-leaf
Dimensions, maximum width and height	**Double door, clear opening**: ▪ Maximum width 2950 mm ▪ Maximum height 2600 mm ▪ Optional with fixed panels: width 1600 mm, height max. 2600 mm. **Single door, clear opening:** ▪ Maximum width 1950 mm, ▪ Maximum height 2600 mm ▪ Optional with fixed panels: width 2100mm, height max. 2600 mm.
Profile	Insulated aluminum with thermal break, frame depth 65 mm.
Glazing	Double or triple layer, various glazing types available
U-value (W/m²K)	1.1 achievable, depending on building façade U-value, glazing thickness and configuration dimensions
Emergency operation	Battery back-up operation or exit via adjacent emergency exit door
Lock	Mechanical hook lock solutions
Facility management integration	Can be integrated with KONE Access and other building automation systems, and fire detection and alarm systems
Safety	The door set fulfills the EN 16005 requirements and uses EN-12578 compliant sensors. Security/Burglary Resistance: ▪ Fulfill RC2 requirement of EN 1627 standard. ▪ Safety screen is available to comply with EN16005 standard as an alternative to sensors.
Optional enhancements	KONE eco package

ESCAPE ROUTE SLIDING DOOR

KONE SLIDING DOOR 65

For emergency situation and escape route doors, KONE has developed an intelligent fail-safe system for sliding doors. This special feature ensures the safe and reliable opening of the door in all circumstances because of the redundant system with double motor and controllers. Installing the KONE fail-safe system upgrades the building's safety and security. This special door system fulfills the demands for escape route doors as described in DIN18650-1.

KEY FEATURES

- Single or double leaf with or without fixed panels
- Available with programmable opening and closing speed, open time, opening width, several timing functions and obstacle safety reverse

DOOR OPTIONS

- Electrical lock
- Manual emergency release – releases a locked electrical lock manually during a power failure
- Night switch – for opening door one time when the door is electrically locked
- Connection to fire alarm

TECHNICAL SPECIFICATION	
Opening width	Depends on door leaf size and weight
Door weight	Single leaf: Maximum 180 kg Double leaf: Maximum 2 x 120 kg
Aluminium rail	160 mm length, supplied with an integrated running rail, and basic unit with a control unit, motor and carriers
Photocell safety	Consists of a transmitter and receiver, installed in the door opening. The control unit tests the function of the photocells prior to every door closing cycle.
Electronic safety reverse	Highly sensitive reverse settings pre-programmed in the control unit.
Finger trap safety	Adjustable to avoid fingers getting stuck
Door speed	Automatically adjusted to a safe level based on the door weight and resistance of the door in accordance with the standards for doors in escape routes.
Battery unit	Integrated print with 3 batteries of 12 V / 0.8 Ah to sign a failure and to open the door in a failure or during power cut
Failure	The door opens (when not locked) and the failure will be reported on the program switch.
Power failure	The door opens (when not locked) and the power failure will be reported on the program switch. All settings will remain stored in the control unit.

FIRE-RESISTANT SLIDING DOOR

KONE SLIDING DOOR 80

The KONE Sliding Door 80 is ideal for any indoor application where fire protection, good visibility, and reliability are important requirements. With durable steel and fire-rated glass, the clean and simple design complements all types of building architecture. It features fully adjustable operation, controlled via a wired or wireless program switch, and is compliant with all relevant European fire and safety standards.

Automatic single and double fire-rated sliding doors provide the maximum possible doorway width, making them ideal for buildings with high traffic flows that require compliance with European fire regulations. Single sliding doors can be installed in areas where space is limited, in locations where swing doors are typically used. Typical applications for the KONE Sliding Door 80 include medical and retail facilities, schools, and office buildings.

STANDARDS COMPLIANCE

- Fully compliant with EN 1634-1 fire-resistance and smoke control standards, and EN 12600 and EN 14449 glass application and safety standards
- Meets requirements of EN 16005 standard for power-operated pedestrian door equipment
- EI30 fire resistance classification

AUTOMATION

- Entrance-control system
- Remote control
- Wired or wireless program switch

PROGRAM SWITCH FUNCTIONS

- Automatic opening and closing
- Opening width adjustment
- Sequential opening

OPERATION DURING FIRE ALARMS

- Door closes while presence safety sensors are switched off and the radar remains active (standard function)
- Door closes and can be operated manually
- Sequence door settings (for 2 or more door sets) can be cancelled

SAFETY FEATURES

- Automatic adjustment of door speed based on door weight and resistance
- Door settings automatically stored in case of power failure

LOCKING

- Electronic lock activated via program switch
- Automatic locking in the event of power failure
- Night-switch function allows one-time unlocking via key switch outside or push button inside when door is electronically locked

KEY BENEFITS

- Ideal for any indoor application requiring an automated fire-proof door solution
- Complete sealing for fire protection
- Durable construction and reliable operation
- Enables safe, smooth people flow and excellent visibility
- Fully adjustable operation, including opening speed and width
- In areas where space is limited, a single sliding door provides maximum opening width and convenience while also saving floor space

Check Environmental Product Declaration for KONE Sliding Door 80 on http://ibu-epd.com/en/epd-program/published-epds/

!

Dedicated to People Flow™

KONE provides innovative and eco-efficient solutions for elevators, escalators, automatic building doors and the systems that integrate them with today's intelligent buildings.

We support our customers every step of the way; from design, manufacturing and installation to maintenance and modernization. KONE is a global leader in helping our customers manage the smooth flow of people and goods throughout their buildings.

Our commitment to customers is present in all KONE solutions. This makes us a reliable partner throughout the life cycle of the building. We challenge the conventional wisdom of the industry. We are fast, flexible, and we have a well-deserved reputation as a technology leader, with such innovations as KONE MonoSpace®, KONE NanoSpace™ and KONE UltraRope®.

KONE employs close to 52,000 dedicated experts to serve you globally and locally.

KONE CORPORATION

Head office
Kartanontie 1
P.O. Box 8
FI-00331 Helsinki
Finland
Tel. +358 (0)204 751

Corporate offices
Keilasatama 3
P.O. Box 7
FI-02151 Espoo
Finland
Tel. +358 (0)204 751

www.kone.com

This publication is for general informational purposes only and we reserve the right at any time to alter the product design and specifications. No statement this publication contains shall be construed as a warranty or condition, express or implied, as to any product, its fitness for any particular purpose, merchantability, quality or representation of the terms of any purchase agreement. Minor differences between printed and actual colors may exist. KONE MonoSpace®, KONE EcoDisc®, KONE Care® and People Flow® are registered trademarks of KONE Corporation. Copyright © 2017 KONE Corporation.

8257