

# MATERIALS AND ACCESSORIES

KONE MonoSpace® 500 DX, KONE MonoSpace® 700 DX  
KONE MiniSpace™ DX, KONE TranSys™ DX Passenger



# MATERIALS AND ACCESSORIES FOR ELEVATOR CAR INTERIORS

This catalog presents our full selection of elevator car interior materials and accessories.

All the options included in our offering are designed to be both visually appealing and functional. This catalog also includes accessories for ensuring compliance with elevator accessibility and vandal-resistance codes.

The materials and accessories presented in this catalog are available for KONE MonoSpace® 500 DX, KONE MonoSpace® 700 DX, KONE MiniSpace™ DX, and KONE TranSys™ DX Passenger.

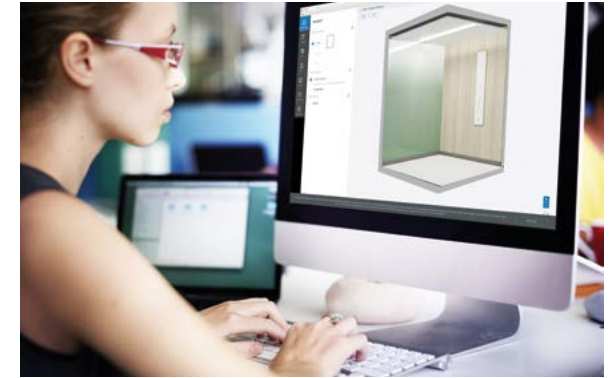
Wall finishes	3
Glass and mirror combinations	4
Standard mirrors	5
Door finishes	5
Floor finishes	6
Ceilings	6
Handrails	7
Skirting	7
Buffer rails	7
Seats	7
Tenant directories and media screens	7

Whatever type of building you're developing, we have a solution to fit your design, budget, and building-use requirements.



## BUILD SMARTER

Take advantage of our new planning tools to help you save time, make the right decisions, and plan your elevator car interior down to the very last detail.



### KONE CAR DESIGNER

Check out our themed design directions or create your own unique car interior by combining materials, lighting, and accessories, then bring your vision to life with 3D modeling.

### KONE CAR DESIGNER MOBILE APP

Bring your elevator car designs to life with immersive virtual, mixed, and augmented reality experiences to use in client showcases.

## BUILD GREENER

Materials are compliant with LEED low-emitting materials, BREEAM indoor air quality and WELL material precondition requirements, and can be safely used in Nordic Swan Ecolabelled buildings.

### TRY OUR PLANNING TOOLS

[www.kone.com](http://www.kone.com)




# ATTRACTIVE, DURABLE WALL FINISHES

Our specialized anti-stain, anti-fingerprint coating helps keep colored stainless steel surfaces looking as good as new by preventing staining and making fingerprints less visible.


## STEEL

### PAINTED STEEL




P51 Misty Gray P62 Blue Reflection P63 Cottongrass White P64 Cement Green P65 Trusted Blue P66 Iron Stone Red

### BRUSHED STAINLESS STEEL




A Acid Proof F Asturias Satin F1\* Asturias Satin F2\* Asturias Satin (Anti-fingerprint) CB Carbon Black (Anti-fingerprint) CG Copper Gold (Anti-fingerprint) SS1 Shangri-La Gold

### ECO ETCHED STAINLESS STEEL




ES6 Silver Bamboo ES7 Sequency ES8 Polygon ES9\* Fabric ES10 Circulus

### MIRROR-POLISHED STAINLESS STEEL




H Murano Mirror SS2 Vegas Gold

### ZINC-COATED STEEL




Z Local paint or decorative panels

### SATIN STEEL



SS7 Satin Steel (Anti-fingerprint)

### TEXTURED STAINLESS STEEL



TS1 Flemish Linen K Scottish Quad

Note:

- \* Available only for KONE MonoSpace®700 DX and KONE TranSys™ DX Passenger
- \*\* Material not compliant with Nordic Swan Ecolabel requirements

**E** Extended lead time

Our innovative new smart-surface laminates make it easier than ever to keep your elevator clean and looking its best, with a built-in antimicrobial surface and superb resistance to stains, abrasion, and scratches. Any small scratches on the surface can be “healed”.


## LAMINATE

### SMART-SURFACE LAMINATE




L243 Quartz Gray L244 Trusted Blue L245 Granite Gray

### 3D LAMINATE



L215 Aqua Black L216 Windwall White

### METALLIC LAMINATE




L200 Oriental Gold

### STANDARD LAMINATE

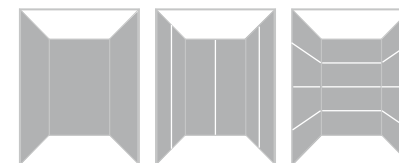


L209 Snowberry White L230\*\* Beige L231 Blue Reflection L232\*\* Lichen Green L233\*\* Quartz Gray L234 Granite Gray

### WOOD AND STONE-LIKE LAMINATE



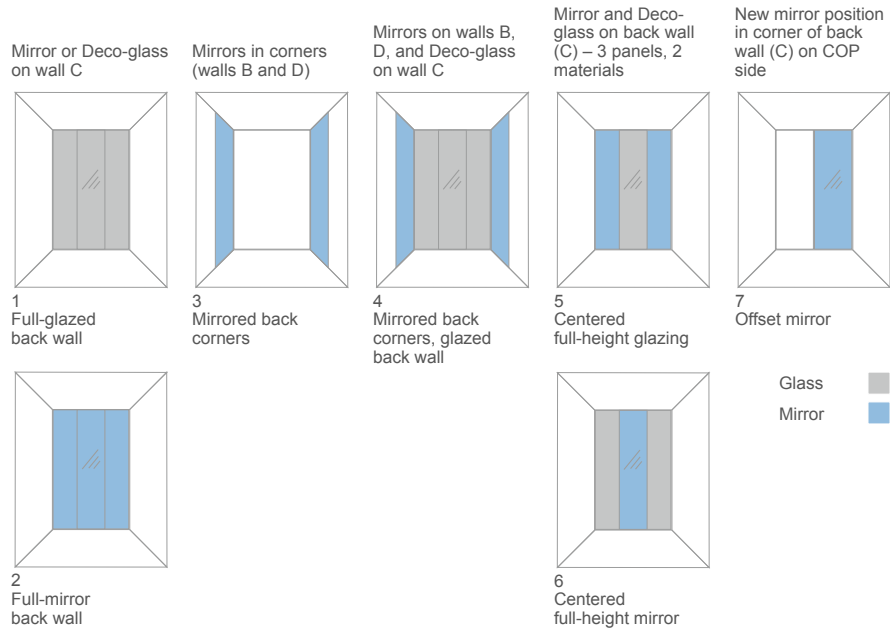
L235\*\* Whiten Ash L236 Natural Oak L237\*\* Grayed Oak L238\*\* Warm Oak L239 Blackened Oak L240\*\* Cool Gray L241\*\* Warm Brown




1 vertical panel per wall 2 vertical panels per wall 4 horizontal panels per wall

## DECORATIVE GLASS AND MIRROR COMBINATIONS


Complement your car design with decorative glass and mirror elements, including solid colors, digitally printed graphics, and colored mirrors.




### PAINTED GLASS



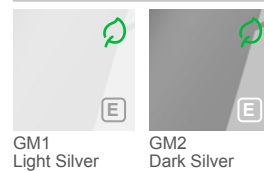
### DIGITALLY PRINTED GLASS



### TRANSPARENT GLASS



### WALL MIRROR



Note:  
Decorative glass only available for KONE MonoSpace® 500 DX and KONE MonoSpace® 700 DX. Decorative glass imposes some limitations on ceiling design and accessibility compliance.

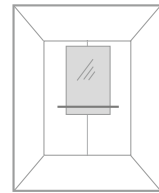
\* Only available with fully transparent back wall; cannot be combined with mirror options.

**E** Extended lead time

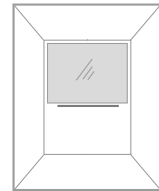
## STANDARD MIRRORS

Mirrors are a great way to add a feeling of space and reflect key design elements inside the car.

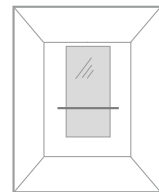
### WALL MIRROR



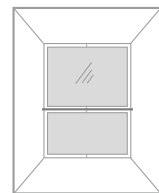
MR1  
Partial width  
Partial height



MR1  
Full width  
Partial height



MR1  
Partial width  
Mid height



MR1  
Full width  
Full height

### WIDE ANGLE MIRROR

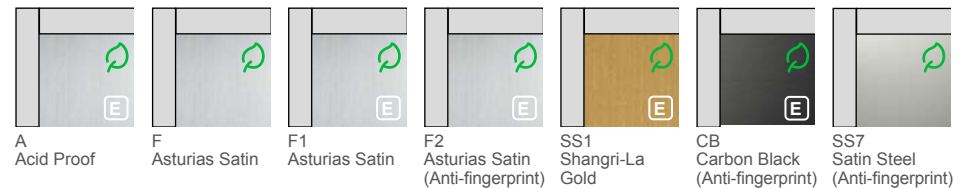


Wide Angle Mirror  
compliant with  
EN81-70z

## DOOR FINISHES

Create a seamless look and feel by matching the elevator door finish with the car interior and landing entrances.

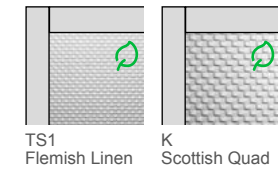
### BRUSHED STAINLESS STEEL



### PAINTED STEEL



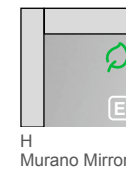
### TEXTURED STEEL



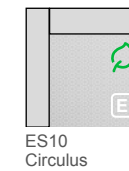
### ZINC-COATED STEEL



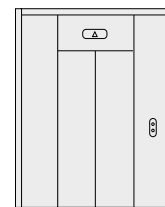
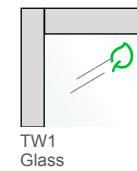
### MIRROR POLISHED STAINLESS STEEL



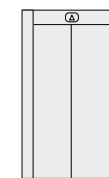
### ETCHED STAINLESS STEEL



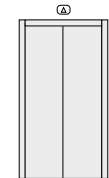
### GLASS



Front



Frame



Narrow frame

Note:  
Availability varies according to door type and product.  
Finishings available for:  
**KES 100 base duty:** TW1, F, SS1, K, TS1, Z, RALxx  
**KES 201 and KES 202 base duty:** P51, P61, P63, F, K, TS1, Z  
**KES 600 mid duty:** P51, P63, TW1, F, F1, H, SS1, K, TS1, CB, Z, RALxx  
**KES 800 high duty:** All above finishes


Extended lead time



## FLOORS


There are several flooring options to choose from, including composite stone for long-lasting durability even under heavy use.

### RUBBER




RC30 Carbon Black    RC31 Quartz Gray    RC32 Beige Gray    RC33 Granite Gray    RC34 Accent Green

### COMPOSITE STONE / CERAMIC



SF40 \*\*\* White Marble    SF41 \*\*\* Beige Chalk    SF42 \*\*\* Gray Granite

### ECO-FLOOR




EF \*\* Natural Oak

### STEEL



SS \* Stainless steel    ST \* Chequered steel

### METAL



AL Aluminium

### LOCAL FLOORING



0 Raw surface for local finishing

Note:  
 \* Not available for KONE MonoSpace® 500 DX  
 \*\* Material not compliant with Nordic Swan Ecolabel requirements  
 \*\*\* Material not compliant with the LEED low-emitting materials requirements

[E] Extended lead time

## CEILINGINGS

Our extensive range of ceilings is complemented by attractive lighting suitable for different environments.

### INTEGRATED CEILINGINGS



LF1/LF1V \*  
 Finish: Cottongrass White (P63)  
 Asturias Satin (F)  
 Only for MonoSpace® DX 700



RL12  
 Finish: Cottongrass White (P63)  
 Asturias Satin (F)  
 Only for MonoSpace® DX 500



RL14  
 Finish: Cottongrass White (P63)  
 Asturias Satin (F)  
 Only for MonoSpace® DX 500

### SUSPENDED CEILINGINGS



CL151 [E]  
 Finish: Murano Mirror (H)  
 Shangri-La Gold (SS1)  
 Lighting: LED panel



CL182 [E]  
 Finish: Cottongrass White (P63)  
 Asturias Satin (F)  
 Murano Mirror (H)  
 Shangri-La Gold (SS1)  
 Carbon Black (CB)  
 Lighting: LED spots & LED bar



CL195 [E]  
 Finish: Cottongrass White (P63)  
 Lighting: 3D design ceiling  
 LED spots & LED bar



CL196 [E]  
 Finish: Cottongrass White (P63)  
 Asturias Satin (F)  
 Murano Mirror (H)  
 Carbon Black (CB)  
 Lighting: LED spots & LED bar




CL80 / CL80V \*  
 Finish: Cottongrass White (P63)  
 Asturias Satin (F)  
 Lighting: LED spots



CL80 FFL/FF  
 Finish: Cottongrass White (P63)  
 Asturias Satin (F)  
 Lighting: LED spots



CL81  
 Finish: Asturias Satin (F)  
 Carbon Black (CB) [E]  
 Lighting: LED spots (black)




CL82  
 Finish: Cottongrass White (P63)  
 Asturias Satin (F)  
 Murano Mirror (H) [E]  
 Lighting: Directed LED Spots  
 Colored spot reflector in white, yellow, or blue



CL96 / CL96V \*  
 Finish: Cottongrass White (P63)  
 Asturias Satin (F)  
 Lighting: LED PCB



CL96 FFL/FF  
 Finish: Cottongrass White (P63)  
 Asturias Satin (F)  
 Lighting: LED PCB




CL109  
 Finish: Cottongrass White (P63)  
 Asturias Satin (F)  
 Lighting: LED PCB


Note:  
 \* CL80V, CL96V, and LF1V available only in F Asturias Satin Brushed Stainless Steel

[E] Extended lead time


### FINISHES




P63 Cottongrass White Painted Steel



F Asturias Satin Brushed Stainless Steel



H Murano Mirror Polished Stainless Steel



CB Carbon Black Brushed Stainless Steel (Anti-fingerprint)



SS1 Shangri-La Gold Brushed Stainless Steel

## ENERGY-SAVING CAR LIGHTING

KONE elevators are equipped with modern fluorescent tubes and LED lights that can last up to 10 times longer and use up to 80% less energy than conventional lighting solutions.

## ACCESSORIES

Add the finishing touches with our wide range of accessories, including handrails with an anti-microbial coating that improve elevator hygiene by helping to prevent the spread of germs.

### HANDRAILS



HR61  
F



HR65  
F



HR34  
LBE (black)



HR94  
F  
EN81-71 Cat 2 compliant  
Only for MonoSpace® DX 700



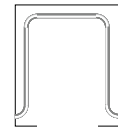
HR81-HR81TR  
F, SS1, P70



HR71  
WDO - Blackened Oak  
with brushed stainless steel  
fixings



HR64-HR64TR  
F, SS1, P70,  
EN81-70 compliant



H64 and HR81 available in  
continuous version  
(HR64TR and HR81TR)

### FINISHES



F  
Asturias Satin  
Brushed  
Stainless Steel



P70  
Carbon Black  
Brushed  
Stainless Steel  
(Anti-fingerprint,  
Anti-microbial,  
Anti-microscratch)



SS1  
Shangri-La Gold  
Brushed  
Stainless Steel

### SKIRTING



F - Asturias Satin  
F1 - Asturias Satin \*  
A - Acid Proof \*



SS1 - Shangri-La Gold



CB - Carbon Black  
(Anti-fingerprint) \*\*

Note:  
Skirting is mandatory for  
KONE MonoSpace® 700 DX and  
KONE TranSys™ DX Passenger  
In KONE MonoSpace® 500 DX skirting is mandatory with a  
laminate wall or stone flooring.

\* Only for KONE MonoSpace® 700 DX and  
KONE TranSys™ DX Passenger  
\*\* Only for KONE MonoSpace® 500 DX with  
standard car size

Extended lead time

### BUFFER RAILS



BR2  
TS - Flemish Linen



BR2  
L236 - Natural Oak



BR2  
L239 - Blackened Oak

### SEATS



L234  
Granite Gray

## TENANT DIRECTORIES AND MEDIA SCREENS

### TENANT DIRECTORIES



The tenant directory is completely customizable and can be easily updated according to your needs.

Directories can be installed either vertically or horizontally.

Sizes:



TD3 \*



TD4 \*

Materials:  
Brushed stainless steel base  
Tempered glass door  
Brushed or polished aluminum

### KONE MEDIASCREENS



15" LCD display  
Surface mounted

Semi-flush mount available for  
MonoSpace 700 DX

MediaScreens take the pain out of communicating with tenants and other users of buildings. The screens are installed on the elevator wall and come with the online KONE Information 300 service, a powerful and easy-to-use solution for sharing and scheduling content. Please ask your KONE representative for further details.

Extended lead time

KONE provides innovative and eco-efficient solutions for elevators, escalators, automatic building doors and the systems that integrate them with today's intelligent buildings.

We support our customers every step of the way; from design, manufacturing and installation to maintenance and modernization. KONE is a global leader in helping our customers manage the smooth flow of people and goods throughout their buildings.

Our commitment to customers is present in all KONE solutions. This makes us a reliable partner throughout the life cycle of the building. We challenge the conventional wisdom of the industry. We are fast, flexible, and we have a well-deserved reputation as a technology leader, with such innovations as KONE MonoSpace® DX, KONE NanoSpace™ and KONE UltraRope®.

KONE employs close to 57,000 dedicated experts to serve you globally and locally.

## KONE CORPORATION

### Corporate offices

Keilasatama 3  
P.O. Box 7  
FI-02151 Espoo  
Finland  
Tel. +358 (0)204 751

[www.kone.com](http://www.kone.com)

This publication is for general informational purposes only and we reserve the right at any time to alter the product design and specifications. No statement in this publication shall be construed as a warranty or condition, express or implied, as to any product, its fitness for any particular purpose, merchantability, quality or representation of the terms of any purchase agreement. Minor differences between printed and actual colors may exist. KONE MonoSpace® DX, KONE EcoDisc®, KONE Care® and People Flow® are registered trademarks of KONE Corporation. Copyright © 2019 KONE Corporation.